

The Colonial Times

Brought to you by the Allied Arts Council of Pincher Creek


March 25, 2020

Vol. 1

GREETINGS FROM THE AAC

By: Claren Copp-Larocque

"It was the best of times, it was the worst of times..." Well said, Mr Dickens, well said. Whether you are enjoying your best life at home behind a wall of toilet paper or wondering if it's too late to consider adoption, we here at the Lebel have decided to reach across social distancing and say hello, old school style. In these uncertain times, we will be gathering anecdotes, activities, lesson plans, and issuing challenges as a way to reach across the aisle, er, street and say hello. You are welcome to send us stories, pictures, ideas, hand drawn cartoons, jokes etc. This is an equal opportunity publication, so there is no age limit or skill testing question involved, though there may be limited space. We will skim the cream and post the rest to social media (Insta: @thelebel FB: Allied Arts Council of Pincher Creek) and our website. Please, feel free to read, share, burn (in your fireplace, let's not get crazy), or stockpile for the inevitable day that the toilet paper runs out. This is your time. Keep your chin up and your hands clean!



Sketching Challenge:

Family Crest or Coat of Arms

Plan out your families coat of arms and draw it out on a large sheet of paper. Cut it out and colour or adorn with something you have on hand to make it stick out. Place in your front window or door for passers by to appreciate.

HOW TO BUILD YOUR CREATIVE TOOLBOX

By: Stacey McRae

As we change gears away from our well stocked art classroom and organized classes for the next little while, we are going to do our best to help you build your toolbox of creative supplies at home. We realize not everyone has a plethora of art supplies or know what to do with them. Lets start with creating a surface. On our website we have posted a set by step for paper making using paper scraps. It's messy, but adaptable. Make your paper thicker for a painting surface or thinner to use as a drawing surface.


Funded By



#athomewiththelebelladies

Yard Sculptures - Land Art

Looking for more to do outside? Parents, have a look at 'land art' pictures and show a few to the kids too. It will get them excited to do their own pieces with whats available to them. Let's see how many pieces of art we can work on throughout our yards and parks.



Spring Watch Photo contest

tag us on instagram and use #springwatch

We will choose a photo to print in next week's edition!

Things to watch for when your out on a walk

- Pussy Willows
- Robins
- Nests
- Mud

Journalling/Letter Writing

Social distancing can feel really lonely if you're a people person. Take this time to use journalling or letter writing to reach out to yourself or to others. Here are some prompts to get you started:


- Write about or to a leader who inspires you
- What small thing can always bring you joy?
- Write a thank you note to someone who made a difference to your life. You can choose whether to share or not.



Cakes for the Birds

- 3/4 cup flour
- 1/2 cup water
- 1 pkg unflavoured gelatin
- 4 cups bird seed
- cookie cutters, nonstick spray, and straws

1. Whisk flour, water and gelatin together
2. Add birdseed and mix well
3. Spray cookie cutters with nonstick spray
4. Press mixture into cookie cutters, poke a hole with the straw and allow to set for 2 hours
5. Pop out of cookie cutters and allow to set for 24 hours before hanging up



follow Claren, Stacey and Georgia at home via IG: @thelebel

FB: Pincher Creek Allied Council

#athomewiththebelladies

Tip: collect something from your yard or fields and use to make a mandala on an outdoor surface.